

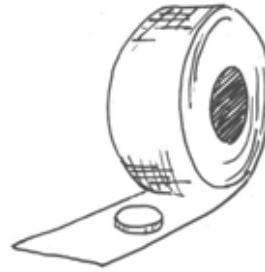
Making and Playing Jianzi (Chinese shuttlecock)

Materials needed:

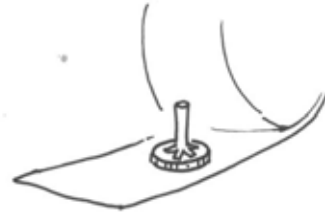
- A quarter or washer
- Straw
- Scissors
- Real feather or paper feather (see template)
- Duct tape

Procedure

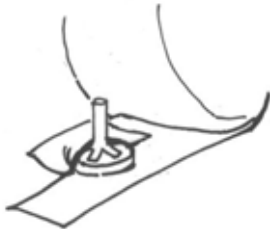
1. Place the quarter on duct tape.



2. Cut the straw about one inch, and cut several slits (1/4 inch in length) at the bottom.



3. Open the end of the straw with the cuts, and plant it onto the quarter.



4. Cut the duct tape in the center and secure the straw on both sides.



5. Insert the feathers, and play!